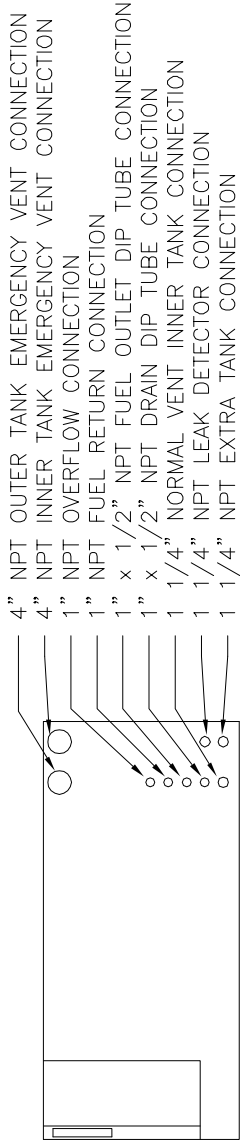
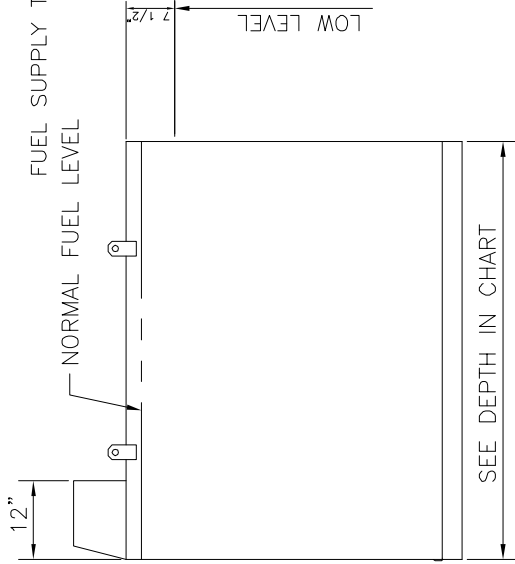


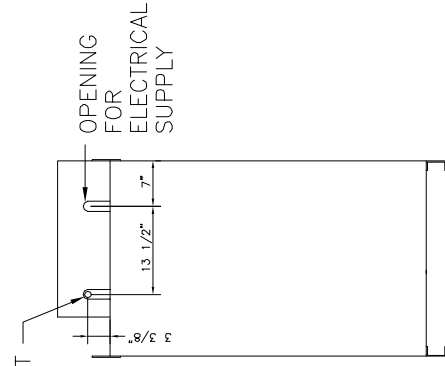
TOP VIEW



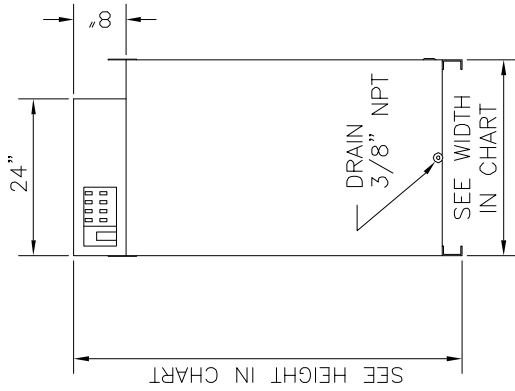
RIGHT SIDE VIEW



REAR VIEW



FRONT VIEW



	MODEL			
	SCDT275	SCDT300	SCDT325	SCDT350
CAPACITY	GAL. 275	300	325	350
	LIT. 1041	1136	1230	1325
WIDTH	IN 30	30	30	30
	CM 76.2	76.2	76.2	76.2
DEPTH	IN 60	64	69	74
	CM 152.4	162.6	175.3	188
HEIGHT	IN 59.5	59.5	59.5	59.5
	CM 151.1	151.1	151.1	151.1
WEIGHT	LB 830	871	922	973
	KG 376	395	418	441
NORMAL VENT	IN 1 1/4"	1 1/4"	1 1/4"	1 1/4"
EMERGENCY VENT	IN 4"	4"	4"	4"



E & C A

SCALE NONE	APPROVED BY	DRAWN BY TMP	
DATE 9-4-97		REVISION	
2	7-02	REMOVED OUTER TANK VENT	TMP
1	5-00	CHANGED MODEL NAMES	TMP
REV	DATE	DESCRIPTION	BY
SECONDARY CONTAINMENT DT275ULD,			DRAWING NUMBER
300ULD, 325ULD, 350ULD			03557