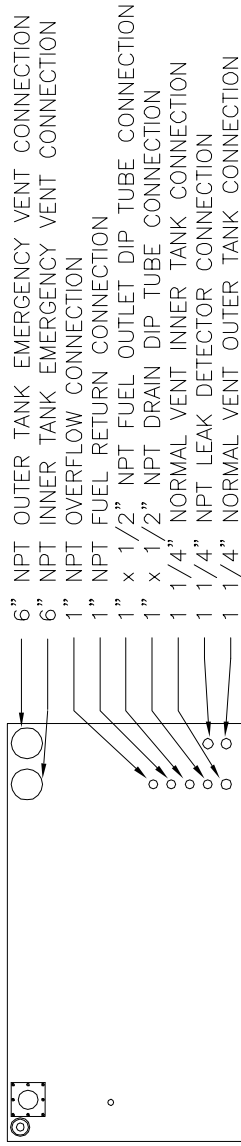
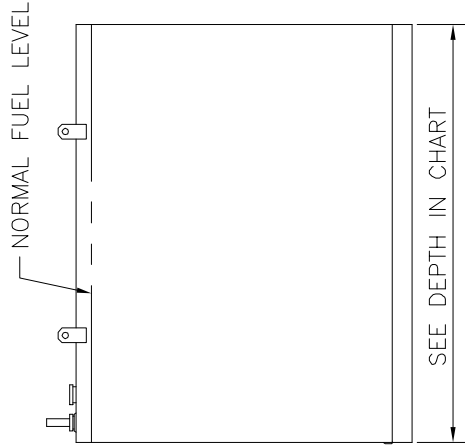


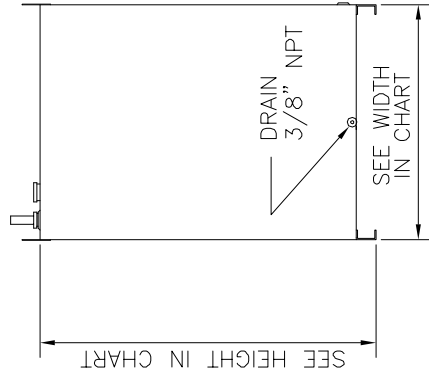
TOP VIEW



RIGHT SIDE VIEW



FRONT VIEW



REAR VIEW



	MODEL					
	SCFT700	SCFT800	SCFT900	SCFT1000		
CAPACITY	GAL. 700	800	900	1000		
	LIT. 2660	3040	3420	3800		
WIDTH	IN 60	60	60	60		
	CM 152.4	152.4	152.4	152.4		
DEPTH	IN 74	84	92	108		
	CM 188	213.4	233.7	274.3		
HEIGHT	IN 51.5	51.5	51.5	51.5		
	CM 130.8	130.8	130.8	130.8		
WEIGHT	LB 1627	1792	1924	2213		
	KG 738	813	873	1004		
NORMAL VENT	IN 1 1/4"	1 1/4"	1 1/4"	1 1/4"	1 1/4"	
EMERGENCY VENT	IN 6	6	6	6	6	



FILE MH 15297
WHEN SPECIFIED

E & C A

SCALE NONE	APPROVED BY	DRAWN BY TMP
DATE 10-7-96	REVISION	
SECONDARY CONTAINMENT FT700ULD,		
1	5-00	CHANGED MODEL NAMES
REV	DATE	DESCRIPTION
		800ULD, 900ULD, 1000ULD
		DRAWING NUMBER 03412