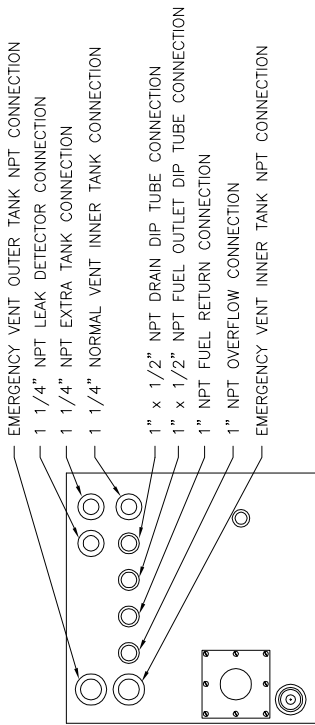


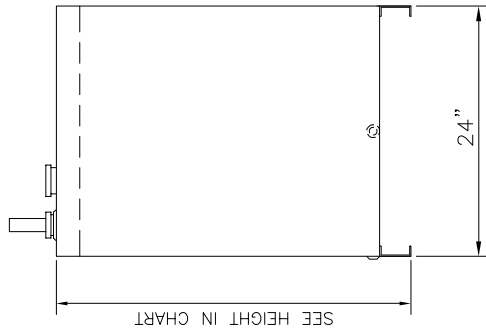
TOP VIEW



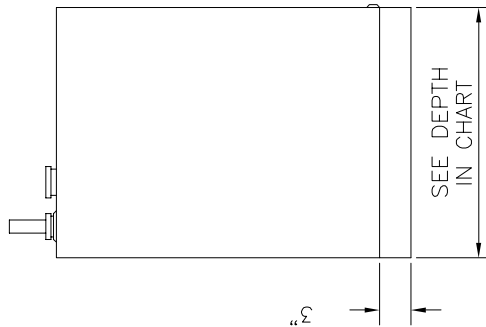
MODEL

	SCFT25	SCFT50	SCFT60	SCFT75	SCFT100	SCFT150	SCFT200
CAPACITY	25	50	60	75	100	150	200
	GAL	189	228	285	380	570	760
	LIT	24	24	24	24	24	24
WIDTH	61	61	61	61	61	61	61
	IN	35	41	51.5	51.5	51.5	51.5
HEIGHT	63.5	88.9	124.5	131	131	131	131
	CM	20	24	24	31	42	56
DEPTH	51	61	61	61	78.7	106.7	142.2
	CM	111	267	302	357	424	530
WEIGHT	50	121	137	162	192	241	299
	KG	2	2	3	3	3	4
EM. INNER TANK VENT	IN	2	2	3	3	3	4
EM. OUTER TANK VENT	IN	2	2	3	3	3	4

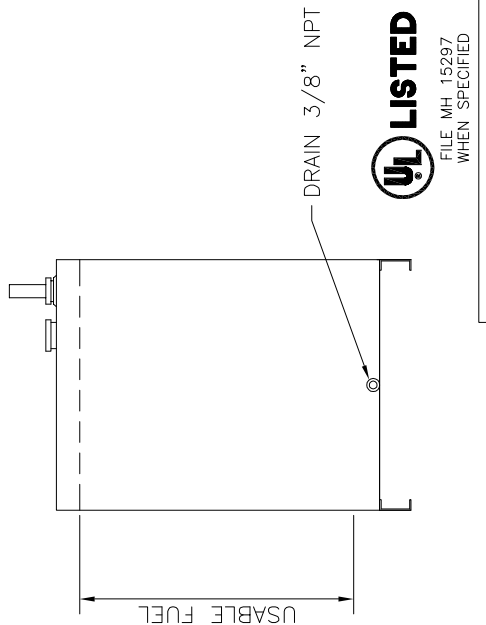
FRONT VIEW



RIGHT SIDE VIEW



REAR VIEW



FILE MH 15297  
WHEN SPECIFIED

E & C A

SCALE	NONE	APPROVED BY		DRAWN BY	TMP
DATE	11-16-94	REVISION			
REV	DATE	DESCRIPTION			
3	7-02	REMOVED NORMAL VENT ON OUTER TANK	TMP		
2	5-00	ADDED WEIGHTS	TMP		
1	5-00	CHANGED MODEL NAMES	TMP		
SCFT25,50,60,75,100,150,200ULD					
SECONDARY CONTAINMENT (DOUBLE WALL) UL DESIGN					
DRAWING NUMBER					02869