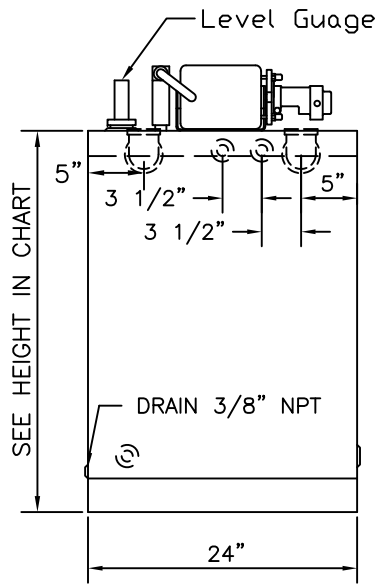
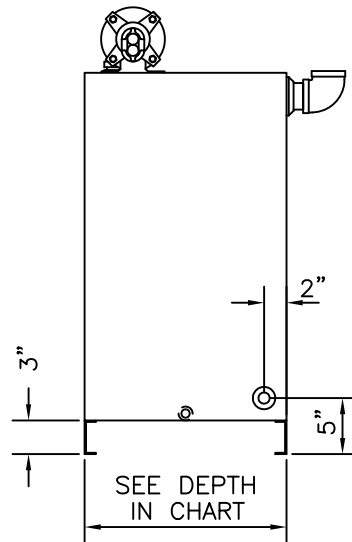


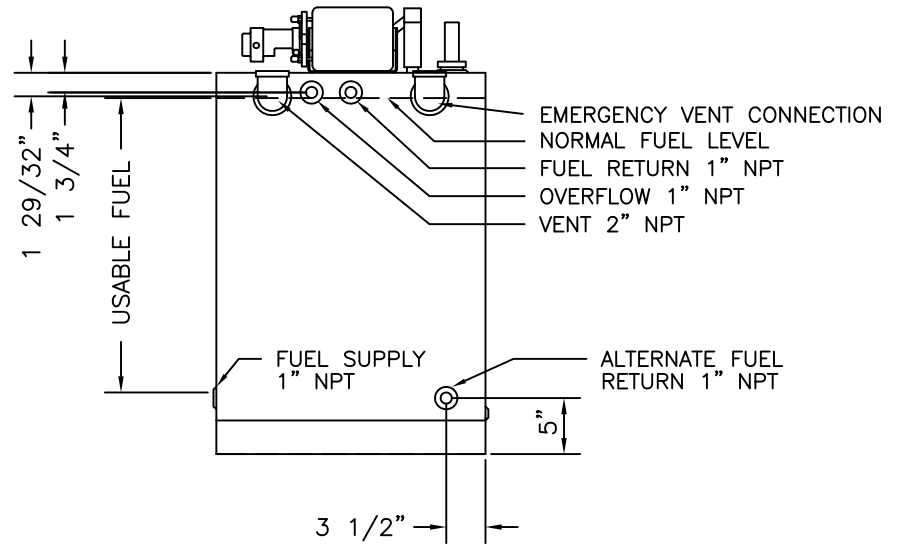
FRONT VIEW



RIGHT SIDE VIEW



REAR VIEW



		MODEL					
		ET50	ET60	ET75	ET100		
CAPACITY	GAL.	50	60	75	100		
	LIT.	189	228	284	379		
WIDTH	IN	24	24	24	24		
	CM	61	61	61	61		
HEIGHT	IN	34	39	47	47		
	CM	86.4	99.1	119.4	119.4		
DEPTH	IN	18	18	18	24		
	CM	45.7	45.7	45.7	61		
WEIGHT	LB	146	149	178	203		
	KG	66	68	81	92		
EMERGENCY VENT	IN	2	2	2	3		



E & C A		
SCALE NONE	APPROVED BY	DRAWN BY: TMP
DATE 5-18-95		REVISED
MODEL ET50, 60, 75, 100ULD		
1	6-13	CHANGED VENT TO 2" NPT
REV	DATE	DESCRIPTION
		BY: JS
UL DESIGNED TANK		DRAWING NUMBER 02844