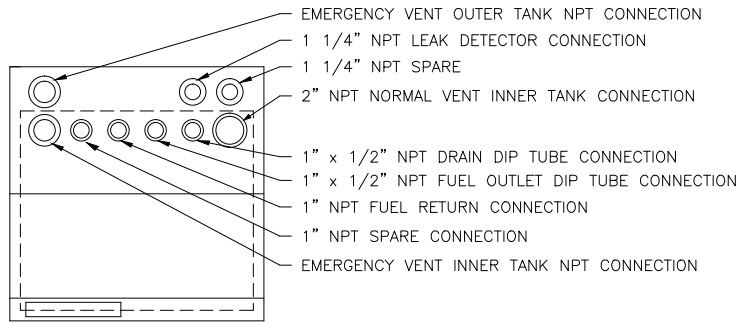
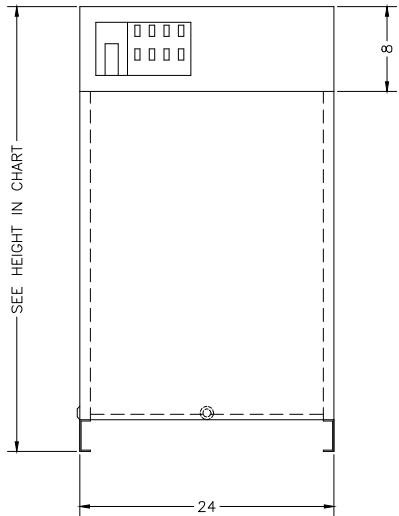


TOP VIEW

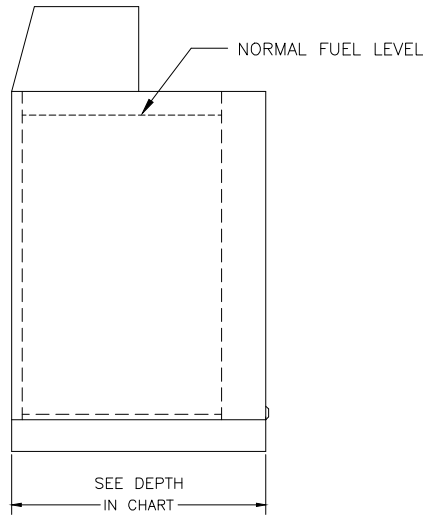


		MODEL						
		SCDT25	SCDT50	SCDT60	SCDT75	SCDT100	SCDT150	SCDT200
CAPACITY	GAL	25	50	60	75	100	150	200
	LIT	95	189	228	285	380	570	760
WIDTH	IN	24	24	24	24	24	24	24
	CM	61	61	61	61	61	61	61
HEIGHT	IN	33	43	49	59.5	59.5	59.5	59.5
	CM	83.8	109.2	124.5	151.1	151.1	151.1	151.1
DEPTH	IN	20	24	24	24	31	42	56
	CM	51	61	61	61	78.7	106.7	142.2
WEIGHT	LB	173	329	364	419	486	592	721
	KG	79	150	165	190	221	269	327
EM. INNER TANK VENT	IN	2	2	2	3	3	3	4
EM. OUTER TANK VENT	IN	2	2	2	3	3	3	4

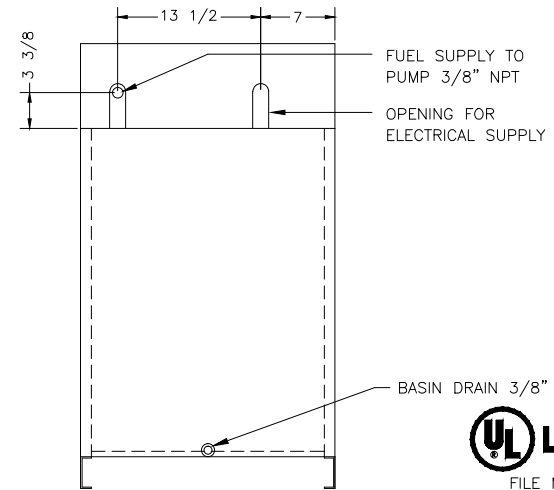
FRONT VIEW



RIGHT SIDE VIEW



REAR VIEW



MODEL NUMBER _____

CUSTOMER NAME _____

PROPOSAL NUMBER _____

P.O.# _____

				E & C A		
5	11-13	NORMAL VENT CHANGED TO 2"	MEP	SCALE NONE	APPROVED BY	DRAWN BY TMP
4	5-09	DELETED OVERFLOW DESCRIPTION	JAS	DATE 11-16-94		REVISED
3	10-02	REMOVED OUTER TANK NOR. VENT	TMP	SCDT25,50,60,75,100,150,200ULD		
2	5-00	ADDED WEIGHTS	TMP			
1	5-00	CHANGED MODEL NAMES	TMP	SECONDARY CONTAINMENT (DOUBLE WALL) UL DESIGN		DRAWING NUMBER
REV	DATE	DESCRIPTION	BY			02700